

**HIGH BRIGHTNESS BUSINESS PROJECTORS**  
**EB-Z10000U/Z9870U/Z9750U/Z11000**  
**EB-Z9870/Z11000W/Z9900W/Z9800W**

**EPSON**  
 EXCEED YOUR VISION











**BRIGHT, BRILLIANT, BOLD PROJECTION.**

Discover a powerful way to impress your audience – the EB-Z series of high brightness business projectors gives you stunning, high-definition images with its 3LCD technology. Its flexible portrait projection capability is the right fit for large-scale venues such as outdoor events and concerts, and you can also project seamless panoramic images over uneven surfaces. With so many fantastic features, there's no better way to shine than with Epson's high brightness business projectors.



EB-Z10000U/Z9870U/Z9750U/Z11000  
 EB-Z9870/Z11000W/Z9900W/Z9800W

-   
High  
Brightness
-   
Beyond  
Full HD  
Resolution
-   
Portrait  
Projection
-   
Edge  
Blending
-   
Arc  
Correction
-   
Point  
Correction
-   
Lamp Select  
& Relay
-   
Split  
Screen

**ENGINEERED FOR BUSINESS**

**Deliver Vivid Images**

Boasting a first in Epson with impressive high colour brightness up to 11,000 lumens.

**Flexible Projection**

Damage-free portrait projection capability that's first in its class, along with 360° projection, 7 interchangeable lens, wide range of lens shift.

**High Reliability and Durability**

Dual lamp relay function that extends the life of the lamps, giving you 24/7 usage with its high range of operating temperature and advanced cooling system.



## HIGH BRIGHTNESS BUSINESS PROJECTORS

EB-Z10000U/Z9870U/Z9750U/Z11000

EB-Z9870/Z11000W/Z9900W/Z9800W

Epson's EB-Z projector series combines world-renowned 3LCD technology with exceptional versatility to make any presentation shine. With high brightness, ultra-bright projectors deliver crystal-clear and true-to-life image quality in exhibition halls and auditoriums.




## Deliver Vivid Images

### Astonishing 11,000 Lumens Output

Boasting an astonishing colour light output of up to 11,000 lumens, the EB-Z series marks Epson's brightest projector series yet. With such powerful colour intensity, these ultra-bright projectors deliver dazzling, high-definition projections in lecture halls, large conference rooms and auditoriums, even in bright ambient surroundings.

### Super Resolution Technology

Epson's super-resolution technology delivers razor-sharp images even when projecting low-resolution content onto large screens. With image data processed frame by frame, even rapid motion remains crisp.




Super-resolution off

Super-resolution on

### Incredible WUXGA Resolution Beyond Full HD

Deliver dynamic viewing experiences with superb high-resolution image display without distortion in Full HD video, Blu-ray and other graphic-intensive media. With resolution from XGA to WUXGA, the EB-Z series ensures that your projection images remain razor sharp and vivid, even on larger screens.

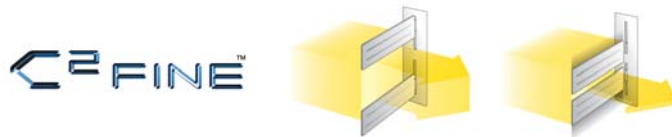


Technology, dynamic image quality and brightness of up to 11,000 lumens, these features, making them perfect for use in



### Vivid Contrast Brings Images to Life

Differences in brightness from image to image can result in loss of detail. Epson's Auto Iris feature changes that by delivering an incredible 15,000:1 contrast ratio, automatically adjusting images for optimal clarity. In combination with C<sup>2</sup>Fine™, the EB-Z series offers uniform and vivid images with exceptional contrast for a smooth presentation.



Low contrast image



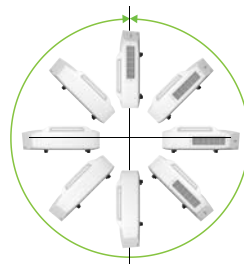
High contrast image

### Flexible Projection

#### Portrait and 360° Projection

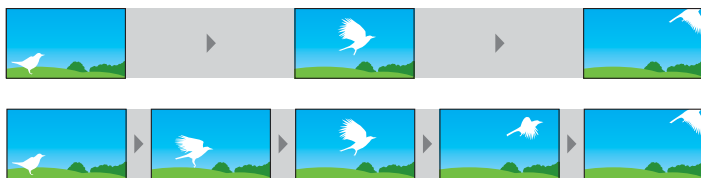
The new portrait mode allows you to place your projector on its side with no impact to its performance, enabling you to project your images vertically without compromising on image quality. This makes it ideal for the projection of advertisements and digital signage.

And with 360° projection, you can project images from any angle, so there's no limitation, whatever the space restrictions.



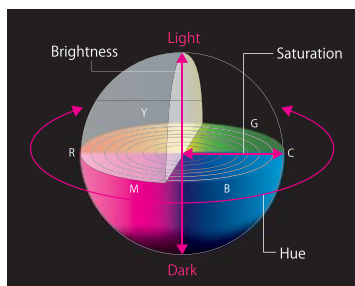
### Frame Interpolation

Enjoy clearer, sharper playback with Epson's Frame Interpolation Technology, which effectively eliminates motion blurring by inserting new frames between original ones to create smoother motion transition.



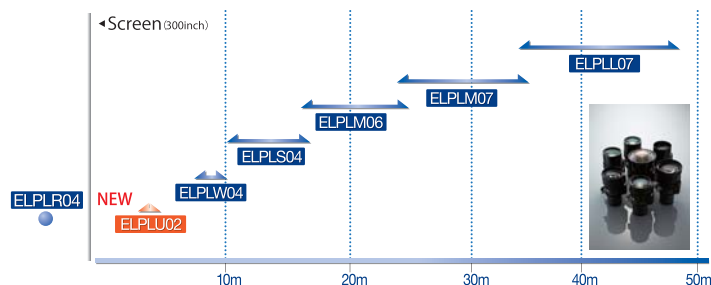
### Colour Adjustment

The colour adjustment function enables adjustment of hue, saturation, and brightness for each component of RGBCMY. Colour can be adjusted to match your preferences.



### Extensive Lens Options

Epson's EB-Z projector series offers seven optional lenses including the standard lens and a new short throw zoom lens, enabling you to zoom in and project images even within short distances and suit every space.



## Wide Lens Shift\*

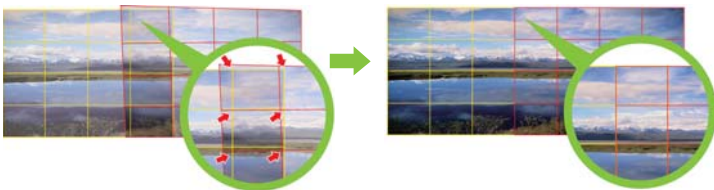
Enjoy the ease and versatility of projector and screen placement with Epson's extended maximum vertical lens shift of 60% and maximum horizontal lens shift of 19%.

\* Lens shift varies in different models and is not applicable for rear projection lens.




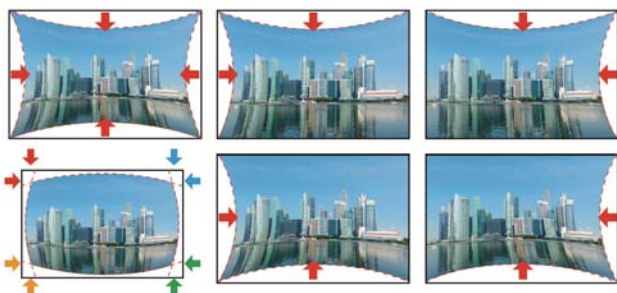
## Point Correction

Correct single-projector distortion or multiple-projector misalignment directly on the screen. With this feature, images can be quickly fine-tuned by adjusting point by point from right to left, top to bottom, using a projected maximum 9x9 matrix.



## Wide Curved and Corner Surfaces Projection

Fit your projection images nicely even on non-flat surfaces. Now you can create stunning projection images on wide curved surfaces and corner walls, which is ideal for advertisements and marketing promotions.



## Split Screen

Split screen allows inputs from two separate sources to be displayed side by side on the same screen for a more effective presentation. In video conferences, images of presentation materials and remote participants can be shown simultaneously.



## 3D Stacking

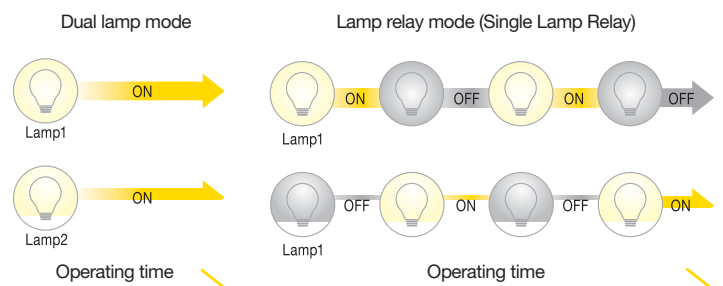
Create high-brightness 3D images on screen with the optional 3D polarising plate kit by stacking two of the same models in the Epson EB-Z series.



## High Reliability and Durability

### Lamp Relay

Fitted with dual lamps and a lamp select and relay function, you'll be able to switch between lamps to save on lamp-hour usage and extend the life of your projector lamps for long-lasting, high-quality performance.

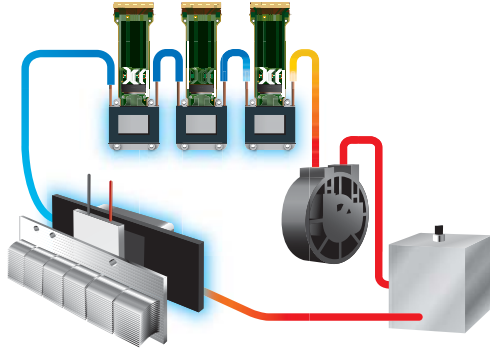


### Dust-proof Engine

The optical engine has a high level of sealing performance. Dust-caused image quality degradation is reduced with a design that makes it difficult for dust and other particles to penetrate.

## Hybrid Cooling Systems\*

The EB-Z projector series is fitted with Epson's original liquid cooling system and air cooling for greater reliability. With this proprietary hybrid cooling system, these projectors can withstand high operating temperatures while preserving brightness and picture quality, even with 24/7 usage. This enables reliable operation in a wide variety of environments at ambient temperatures of up to 50°C.



\* Applicable for EB-Z10000U/Z11000/EB-Z9870/Z11000W/Z9900W only.

## Durable Body


The body has been greatly strengthened with the placement of a metal base plate on the bottom surface, and the integration of a reinforcing plate on the top surface.



## Wide Range of Connectivity

### Rich Interface

Epson's EB-Z projector series is compatible with a wide range of external devices and interfaces, and additional ports now include HDBaseT, DVI-D and SDI. Ideal for large venues, HDBaseT can transmit full HD Video, Audio and Ethernet at low cost through Cat 5e/6 cable up to 100 metres.



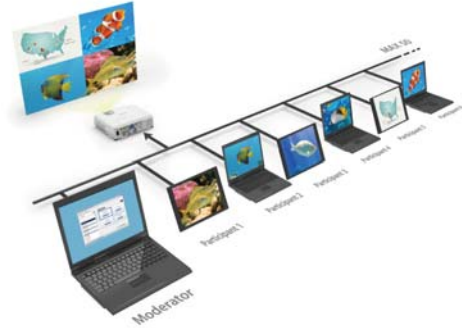
## Web Control

By connecting the projector to a network, it is possible to adjust the projector installation entries from a PC or tablet.



## Multi-PC Projection

With the control of a host PC, up to 50 terminals can be connected via the multi-PC projection from a single projector. The host PC acts as a moderator, selecting media from up to 4 terminals to be projected simultaneously. With the moderator function, you can maintain control and prevent tampering with what's projected on screen.



## EasyMP Monitor & Message Broadcasting

With Epson's network monitoring and control software, you can see from a single PC which projectors are available and whether they are running efficiently – even across the biggest network. You can configure your projectors and access their serial numbers remotely, as well as receive instant email alerts for pre-defined critical indicators such as non-functioning devices or overheating lamps.

Now you can send messages or announcements as JPEG files simultaneously to any number of projectors on a network. This makes the projector series very useful for immediate communication needs or even emergencies.



## Third-party Systems Integration

Advanced third-party systems integration means convenient and hassle-free projections. With a wide-ranging interface, these projectors not only correspond with conventional analogue systems, they work with and support a range of systems including Extron XTP Protocol, Crestron Room View, AMX Device Discovery and PjLink.

## Auto Power On

With the auto power on function, your projector will automatically turn on once the projection signal is detected, providing you with an easy and hassle-free presentation.



### Eco Features

- Uses just 0.37W of power in standby mode
- Projector optics employ lead-free lenses
- Unpainted plastic housing reduces the environment impact
- The flame retardants used in the plastic housing do not contain chlorine or bromine

## Better Products for a Better Future™

For more information on Epson's environmental programmes, visit <http://global.epson.com/SR/environment>.



# SEE VIBRANT, REALISTIC COLOURS WITH HIGH COLOUR BRIGHTNESS.

## A New Specification

Projectors have always had their brightness rated only for white light. However, they may have very different colour brightness levels. The Colour Brightness specification provides a new way for buyers to compare the holistic performance (white and colour light brightness) of projectors to make a more informed decision.



**Epson**  
Colour Brightness 2600 Lumens  
White Brightness 2600 Lumens

**Competitor**  
Colour Brightness 750 Lumens  
White Brightness 2700 Lumens

## What is Colour Brightness?

As the term implies, Colour Brightness is a new international standard that states a projector's colour light output in lumens. It measures the brightness of a projector's red, green and blue light.

These are the measurements to look for:

- Colour Brightness - Colour Light Output**
- White Brightness - White Light Output**



**Epson**

**Competitor**

\* Compared against similarly-priced leading 1-chip DLP® business and education projectors based on NPD data from July 2011 through June 2012 (available from [www.npd.com](http://www.npd.com)). Colour brightness (colour light output) measured in accordance with IDMS 15.4. Actual colour brightness will vary depending on actual usage conditions. 3LCD® is a registered trademark of Seiko Epson Corporation. DLP® is a registered trademark of Texas Instruments, Inc. and its use here does not imply any affiliation with or endorsement by them.

## Why Does Colour Brightness Matter?

Even if a projector has high white brightness, its Colour Brightness could be as low as 1/3 of its white light brightness specification. With a projector that has high Colour Brightness, you'll see vibrant, realistic colours; but if Colour Brightness is low, colours can look dull and dark, skin tones can be reproduced poorly and important details can be lost.

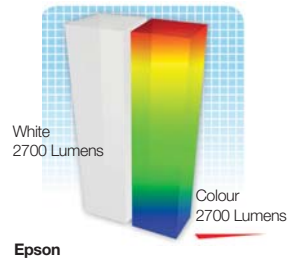


**Epson**

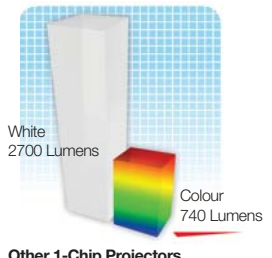
**Competitor**

## How to Find a Projector's Colour Brightness?

1. Look for separate Colour Brightness and white brightness specification.
2. Projectors with similar white brightness levels can have vastly different and significantly lower Colour Brightness levels.
3. Many manufacturers may not want you to know their projectors are only 1/3 as bright when measuring colour.



**Epson**



**Other 1-Chip Projectors**



[www.epson.com.sg/colourbrightness](http://www.epson.com.sg/colourbrightness)

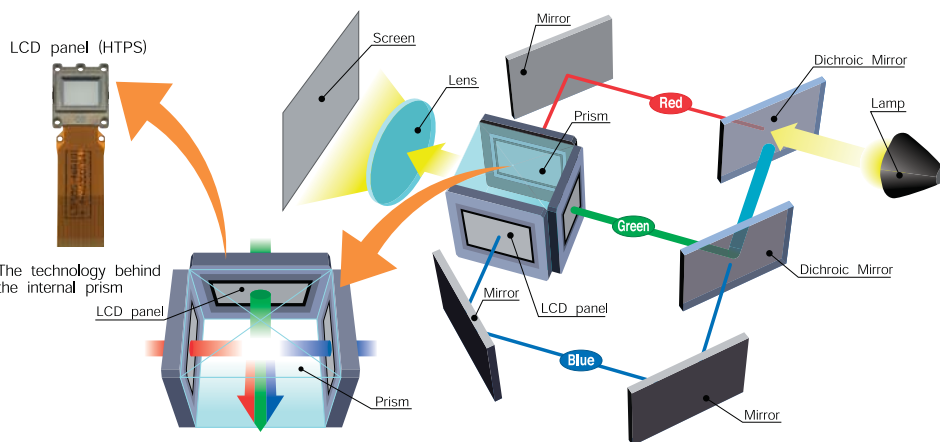
## EPSON 3LCD TECHNOLOGY – FOR BRIGHT, FAITHFUL COLOURS

3LCD projectors offer brighter and more accurate colours as they produce different shades and hues by filtering, then mixing beams of the three primary colours (red, green and blue).

In a 3LCD projector, white light is first split into the three beams of primary colours. Each beam is then filtered through its own LCD that will give each individual pixel of the image its exact brightness for each colour. The colour beams are then perfectly recombined in a prism before being projected out as a complete image.

This compares to projectors using single-chip technology that actually project individual colours sequentially by filtering their single white light beam through a colour wheel, and then relying on human colour perception to combine the colours in the viewers' minds.

As a result, 3LCD projectors also offer greater detail, smoother gradations, no "colour breakup" effect, are easier on viewers' eyes, and consume about 25% less power to achieve the same brightness compared to a single-chip projector using a lamp of the same wattage.



3LCD projector : RGB are projected at the same time, which makes the single composite image easy on the eyes.

• An independent test by projector review media ProjectorCentral.com in 2009 of about 800 projectors found that on average, 3LCD projectors use 25% less power than single-chip projectors.



[www.3lcd.com](http://www.3lcd.com)

# SPECIFICATIONS

EB-Z10000U/Z9870U/Z9750U/Z11000



MODEL NUMBER	EB-Z10000U	EB-Z9870U	EB-Z9750U	EB-Z11000
<b>Projection Technology</b>	RGB liquid crystal shutter projection system (3LCD)			
<b>Specifications of Main Parts</b>				
LCD	Size 1.03" wide panel with MLA (D8, C <sup>2</sup> Fine)			1.06" wide panel with MLA (D8, C <sup>2</sup> Fine)
	Native Resolution WUXGA (1920 x 1200)			XGA (1024 x 768)
Projection Lens	Type Power Zoom / Power Focus / Power Shift			
	F-Number 1.65 - 2.51			
	Focal Length 36.00 - 57.35 mm			
	Zoom Ratio 1 - 1.61			
	Throw Ratio 1.57 - 2.56 (Wide - Tele)			1.63 - 2.65 (Wide - Tele)
	Lens Exchange Yes (7 Optional Lenses)			
Lens Shift	Mode Powered			
	Vertical (Up/Down) ±60% (H Center) (Manual)			±56% (H Center) (Manual)
	Horizontal (Left/Right) ±18% (V Center) (Manual)			±19% (V Center) (Manual)
Type	Standard Lamp 380W UHE x 2			
	Portrait Lamp 304W UHE x 2			
Life (Normal / Eco) <sup>1)</sup>	Standard Lamp 2,000 hours / 4,000 hours	2,500 hours / 4,000 hours	3,000 hours / 4,000 hours	2,000 hours / 4,000 hours
	Portrait Lamp 1,000 hours			
<b>Screen Size (Projected Distance)</b>				
Zoom: Wide	60" - 500" [1.99 - 17.17 m]			60" - 500" [1.94 - 16.76 m]
Zoom: Tele	60" - 500" [3.26 - 27.77 m]			60" - 500" [3.19 - 27.16 m]
Standard Size	100" screen 3.37 - 5.49 m			100" screen 3.29 - 5.37 m
<b>Brightness<sup>2)</sup> (2 Lamp Mode)</b>				
White Light Output (Normal / Eco)	10,000lm / 6,600lm	8,700lm / 6,600lm	7,500lm / 6,600lm	11,000lm / 7,300lm
Colour Light Output	10,000lm	8,700lm	7,500lm	11,000lm
Portrait Mode	7,500lm			8,500lm
<b>Brightness<sup>2)</sup> (1 Lamp Mode)</b>				
White Light Output (Normal / Eco)	5,000lm / 3,300lm	4,350lm / 3,300lm	3,750lm / 3,300lm	5,500lm / 3,650lm
Colour Light Output	5,000lm	4,350lm	3,750lm	5,500lm
Portrait Mode	3,750lm			4,250lm
<b>Contrast Ratio</b>				
	15,000:1			
<b>Geometric Correction</b>				
Keystone Correction	Vertical / Horizontal ±30° / ±30° (Zoom: Tele) (with Standard Zoom Lens)			
	Quick Corner Yes			
	Curved Surface Yes			
	Point Correction Yes			
	Corner Wall Yes			
<b>Connectivity</b>				
Analog Input	D-Sub 15Pin 1 (Blue)			
	5BNC 1			
	Component 5BNC, D-Sub 15pin x 1 (Blue) (common with Analog RGB connector)			
	Composite 1-BNC			
	S-Video 1 Mini DIN			
Digital Input	HDMI 1 (HDCP Supported)			
	DVI-D 1			
	HD-SDI 1-BNC	N/A		
	HDBASE-T (RX) 1 (RJ45)			
Output Terminal	D-Sub 15pin 1 (Black)			
Others	USB TYPE A 1 (For ELPAP07 Wireless Adapter Only)			
	USB TYPE B 1 Mini USB (For Service Only)			
Control I/O	RS-232C D-Sub 9pin x 1			
Network	Remote Control Input Stereo Mini-jack x 1			
	Wired Lan RJ45 x 1 (100Mbps)			
	Wireless Optional (ELPAP07)			
<b>Wireless Specifications</b>				
Supported Speed For Each Mode	IEEE 802.11b: 11Mbps <sup>3)</sup> , IEEE 802.11g: 54Mbps <sup>3)</sup> , IEEE 802.11n: 130Mbps <sup>3)</sup>			
Wireless Lan Security	WPA-PSK (TKIP/AES) / WPA2-PSK (TKIP/AES)			
<b>Operating Temperature</b>				
	0 - 50 °C <-32 -122 °F> ( 20% - 80% humidity, unfrozen )			
	Thermal Shut Down > Normal1 50°C (122°F), ECO & Normal2 55°C (131°F)			
<b>Operating Altitude</b>				
	0 - 3,048 m <0 - 10,000 ft> (over 1,500m / 4,921ft: with high altitude mode)			
<b>Direct Power On / Off</b>				
	Yes			
<b>Start-Up Period</b>				
	About 20 seconds, Warm-up Period: 30 seconds			
<b>Cool Down Period</b>				
	Instant Off or 0 second			
Air Filter	Type High Efficiency Filter			
	Maintenance Cycle 10,000 hours <sup>4)</sup>			
<b>Power Supply Voltage</b>				
	100 - 240 V AC ±10%, 50/60 Hz			
<b>Power Consumption (220 - 240V)</b>				
Lamp On (Normal / Eco)	1060W / 788W	948W / 788W	809W / 721W	1060W / 788W
Standby (Network On / Off)	2.9W / 0.37W			
<b>Dimension Excluding Feet (D X W X H)</b>				
	741 x 534 x 197 mm (not including foot and projection lens)			
Weight	26kg		25kg	26kg
Fan Noise (Normal / Eco)	40dB / 35dB	38dB / 35dB	37dB / 35dB	40dB / 35dB

<sup>1)</sup> Lamp life will vary depending upon mode selected, environmental conditions and usage. Lamp brightness decreases over time.

<sup>2)</sup> Colour brightness (colour light output) and white brightness (white light output) will vary depending on usage conditions. Colour light output measured in accordance with DMS 15:4; white light output measured in accordance with ISO 21118.

<sup>3)</sup> Maximum speed and range is achievable when used with same enhanced mode technology. Actual data rates, features and performance may vary depending on your computer system, the environment and other factors.

<sup>4)</sup> When used in the general office environment (the amount of floating dust: 0.04 - 0.2 mg/m<sup>3</sup>). Based on the Epson's in-house test results. 25°C (77°F)

## Supplied Accessories

- Power Cable: 3m, 3 Wire
- Computer Cable (VGA Cable): 1.8 m
- D-Sub 15pin (Male)
- Remote Control: Yes, with Alkaline AA Battery x 2
- Bundled Software: Epson Projection Software CDROM
- HDMI Cable Clamp/Lock: Yes
- Power Cord Clamp: Yes
- Foot Cover: Yes
- User's Manual Set: CDROM


## Optional Accessories

- Spare Lamp: Standard lamp
  - ELPLP81 (2 lamps Set: ELPLP82)
  - Portrait lamp
  - ELPLP83 (2 lamps Set: ELPLP84)
- Air Filter: ELPAF46
- Wireless LAN Card: ELPAP07
- Remote Control Cable Set: ELPKC28 (10m x 2)
- HD-BaseT Transmitter: ELPHD01
- Polarizers: ELPPL01
- Passive 3D Glasses (Adult): ELPGS02A
- Passive 3D Glasses (Child): ELPGS02B
- Stacking Frame: ELPMB44
- Ceiling Mount: ELPMB25, ELPMB26

## Optional Lenses

- Rear Projection Wide Lens: ELPLR04
- Short Throw Zoom Lens: ELPLU02
- Wide Zoom Lens: ELPLW04
- Standard Zoom Lens: ELPLS04
- Middle Throw Zoom Lens1: ELPLM06
- Middle Throw Zoom Lens2: ELPLM07
- Long Throw Zoom Lens: ELPLL07

EB-Z10000U / Z9870U



EB-Z9750U / Z11000



©2014 Epson Singapore Pte Ltd. All Rights Reserved. Reproduction in part or in whole, without the written permission from Epson, is strictly prohibited.

EPSON and EXCEED YOUR VISION are registered trademarks of Seiko Epson Corporation.

All other product names and other company names used herein are for identification purposes only and are the trademarks or registered trademarks of their respective owners.

Epson disclaims any and all rights in those marks. Projected images shown herein are simulations. The actual product design and contents may vary. Specifications are subject to change without notice and may vary between countries. Please check with local Epson offices for more information.

Information correct as at July 2014

project isle  
.com.au

Where Projectors Roam Free

# SPECIFICATIONS

## EB-Z9870/Z11000W/Z9900W/Z9800W

MODEL NUMBER	EB-Z9870	EB-Z11000W	EB-Z9900W	EB-Z9800W	
<b>Projection Technology</b>	RGB liquid crystal shutter projection system (3LCD)				
<b>Specifications of Main Parts</b>					
LCD	Size	1.06" wide panel with MLA (D8, C <sup>2</sup> Fine)	1.03" wide panel with MLA (D8, C <sup>2</sup> Fine)		
	Native Resolution	XGA (1024 x 768)	WXGA (1280 x 800)		
Projection Lens	Type	Power Zoom / Power Focus / Power Shift			
	F-Number	1.65 - 2.51			
	Focal Length	36.00 - 57.35 mm			
	Zoom Ratio	1 - 1.61			
	Throw Ratio	1.63 - 2.65 (Wide - Tele)	1.57 - 2.56 (Wide - Tele)		
	Lens Exchange	Yes (7 Optional Lenses)			
	Lens Shift	Mode	Powered		
		Vertical (Up/Down)	±56% (H Center) (Manual)	±60% (H Center) (Manual)	
		Horizontal (Left/Right)	±19% (V Center) (Manual)	±18% (V Center) (Manual)	
	Lamp	Type	Standard Lamp 380W UHE x 2		
Portrait Lamp		304W UHE x 2			
Standard Lamp		3,000 hours / 4,000 hours	2,000 hours / 4,000 hours	2,500 hours / 4,000 hours	
Portrait Lamp		1,000 hours	3,000 hours / 4,000 hours		
<b>Screen Size (Projected Distance)</b>					
Zoom: Wide	60" - 500" [1.94 - 16.76 m]	60" - 500" [1.99 - 17.17 m]			
Zoom: Tele	60" - 500" [3.19 - 27.16 m]	60" - 500" [3.26 - 27.77 m]			
Standard Size	100" screen 3.29 - 5.37 m	100" screen 3.37 - 5.49 m			
<b>Brightness<sup>2</sup> (2 Lamp Mode)</b>					
White Light Output (Normal / Eco)	8,700lm / 7,300lm	11,000lm / 7,100lm	9,200lm / 7,100lm	8,300lm / 7,100lm	
Colour Light Output	8,700lm	11,000lm	9,200lm	8,300lm	
Portrait Mode	8,500lm	8,100lm			
<b>Brightness<sup>2</sup> (1 Lamp Mode)</b>					
White Light Output (Normal / Eco)	4,350lm / 3,650lm	5,500lm / 3,550lm	4,600lm / 3,550lm	4,150lm / 3,550lm	
Colour Light Output	4,350lm	5,500lm	4,600lm	4,150lm	
Portrait Mode	4,250lm	4,050lm			
<b>Contrast Ratio</b>	15,000:1				
<b>Geometric Correction</b>					
Keystone Correction	Vertical / Horizontal	±30° / ±30° (Zoom: Tele) (with Standard Zoom Lens)			
	Quick Corner	Yes			
	Curved Surface	Yes			
	Point Correction	Yes			
	Corner Wall	Yes			
<b>Connectivity</b>					
Analog Input	D-Sub 15Pin	1 (Blue)			
	5BNC	1			
	Component	5BNC, D-Sub 15pin x 1 (Blue) (common with Analog RGB connector)			
	Composite	1-BNC			
	S-Video	1 Mini DIN			
Digital Input	HDMI	1 (HDCP Supported)			
	DVI-D	1			
	HDBASE-T (FX)	1 (RJ45)			
Output Terminal	D-Sub 15pin	1 (Black)			
Others	USB TYPE A	1 (For ELPAP07 Wireless Adapter Only)			
	USB TYPE B	1 Mini USB (For Service Only)			
Control I/O	RS-232C	D-Sub 9pin x 1			
	Network	Remote Control Input	Stereo Mini-jack x 1		
	Wired Lan	RJ45 x 1 (100Mbps)			
	Wireless	Optional (ELPAP07)			
<b>Wireless Specifications</b>					
Supported Speed For Each Mode	IEEE 802.11b: 11Mbps <sup>3</sup> , IEEE 802.11g: 54Mbps <sup>3</sup> , IEEE 802.11n: 130Mbps <sup>3</sup>				
Wireless Lan Security	WPA-PSK (TKIP/AES) / WPA2-PSK (TKIP/AES)				
<b>Operating Temperature</b>					
	0 - 50 °C <-32 - 122 °F> ( 20% - 80% humidity, unfrozen )				
	Thermal Shut Down > Normal1 50°C (122°F), ECO & Normal2 55°C (131°F)				
<b>Operating Altitude</b>					
	0 - 3,048 m <0 - 10,000 ft> (over 1,500m / 4,921ft: with high altitude mode)				
<b>Direct Power On / Off</b>					
	Yes				
<b>Start-Up Period</b>					
	About 20 seconds, Warm-up Period: 30 seconds				
<b>Cool Down Period</b>					
	Instant Off or 0 second				
Air Filter	Type	High Efficiency Filter			
	Maintenance Cycle	10,000 hours <sup>4</sup>			
<b>Power Supply Voltage</b>					
	100 - 240 V AC ±10%, 50/60 Hz				
<b>Power Consumption (220 - 240V)</b>					
Lamp On (Normal / Eco)	809W / 721W	1,060W / 788W	948W / 788W	809W / 721W	
Standby (Network On / Off)	2.9W / 0.37W				
<b>Dimension Excluding Feet (D X W X H)</b>					
	741 x 534 x 197 mm (not including foot and projection lens)				
Weight	25kg	26kg		25kg	
Fan Noise (Normal / Eco)	37dB / 35dB	40dB / 35dB	38dB / 35dB	37dB / 35dB	

### Supplied Accessories

- Power Cable: 3m, 3 Wire
- Computer Cable (VGA Cable): 1.8 m D-Sub 15pin (Male)
- Remote Control: Yes, with Alkaline AA Battery x 2
- Bundled Software: Epson Projection Software CDROM
- HDMI Cable Clamp/Lock: Yes
- Power Cord Clamp: Yes
- Foot Cover: Yes
- User's Manual Set: CDROM

### Optional Accessories

- Spare Lamp: Standard lamp ELPLP81 (2 lamps Set: ELPLP82)
- Portrait lamp ELPLP83 (2 lamps Set: ELPLP84)
- Air Filter: ELPAF46
- Wireless LAN Card: ELPAP07
- Remote Control Cable Set: ELPKC28 (10m x 2)
- HD-BaseT Transmitter: ELPHD01
- Polarizers: ELPLP01
- Passive 3D Glasses (Adult): ELPGS02A
- Passive 3D Glasses (Child): ELPGS02B
- Stacking Frame: ELPMB44
- Ceiling Mount: ELPMB25, ELPMB26

### Optional Lenses

- Rear Projection Wide Lens: ELPLR04
- Short Throw Zoom Lens: ELPLU02
- Wide Zoom Lens: ELPLW04
- Standard Zoom Lens: ELPLS04
- Middle Throw Zoom Lens1: ELPLM06
- Middle Throw Zoom Lens2: ELPLM07
- Long Throw Zoom Lens: ELPLL07

EB-Z9870 / Z11000W / Z9900W / Z9800W



©2014 Epson Singapore Pte Ltd. All Rights Reserved. Reproduction in part or in whole, without the written permission from Epson, is strictly prohibited.

EPSON and EXCEED YOUR VISION are registered trademarks of Seiko Epson Corporation.

All other product names and other company names used herein are for identification purposes only and are the trademarks or registered trademarks of their respective owners.

Epson disclaims any and all rights in those marks. Projected images shown herein are simulations. The actual product design and contents may vary. Specifications are subject to change without notice and may vary between countries. Please check with local Epson offices for more information.

Information correct as at July 2014

<sup>1</sup> Lamp life will vary depending upon mode selected, environmental conditions and usage. Lamp brightness decreases over time.

<sup>2</sup> Colour brightness (colour light output) and white brightness (white light output) will vary depending on usage conditions. Colour light output measured in accordance with DMS 15:4; white light output measured in accordance with ISO 21118.

<sup>3</sup> Maximum speed and range is achievable when used with same enhanced mode technology. Actual data rates, features and performance may vary depending on your computer system, the environment and other factors.

<sup>4</sup> When used in the general office environment (the amount of floating dust: 0.04 - 0.2 mg/m<sup>3</sup>). Based on the Epson's in-house test results. 25°C (77°F)

project isle  
.com.au

Where Projectors Roam Free